



Cost and Charges Disclosure Document

1. Introduction

EXT LTD (hereinafter called the “Company”) is an Investment Firm regulated by the Cyprus Securities and Exchange Commission (with license No.165/12). This disclosure is provided to you in accordance with the COMMISSION DELEGATED REGULATION (EU) 2017/565 because you are considering dealing with the Company in the financial instrument provided by the Company.

2. What Is This Document For

This document will show you the costs and charges associated with the Company's products and markets. The below examples can serve as an estimate to the cumulative effect of various costs and charges on your returns. It's important to remember that your total costs will increase proportionate to your trading sizes and volumes. For the full list of Costs and Charges applicable to various investment products offered by the company please refer to Markets Fees.

3. Costs and Charges Breakdown

Cost Items Disclosed	Item Description
One-off charges	All costs and charges paid to the investment firm at the beginning or at the end of the provided investment service(s).
All costs related to transactions caused by the service provision	All costs and charges that are related to transactions performed by the investment firm or other parties.
Incidental costs	Costs including Performance Fees (where applicable)
Ongoing charges	All ongoing costs and charges paid to investment firms for their services provided to the client.
Investment charges	All costs and charges that are related to transactions performed by the investment firm or other parties.



Example I:

Covers Costs and Related Charges for Portfolio in Equity instruments held January 1 — December 31 Equity instruments traded in EURO.

Fee per trade is calculated as % of traded volume

PORTFOLIO ASSUMPTIONS

Initial Investment €20,000.00

Margin 0.00%

Notional Amount €20,000.00

Round-Trip Trades Executed* 24

Rate of Return 10.00%

SERVICE COSTS

Round Trip per Trade Fee** 0.10%

Financing Rate 0.00%

Monthly Activity Fee €0.00

Monthly Market Data Fee*** €1.73

Custody Fee 0.00%



COSTS AND CHARGES APPLICABLE TO INVESTMENT

Service Costs

Round Trip Trade Fee €480.00

Financing €0.00

Monthly Activity Fee €0.00

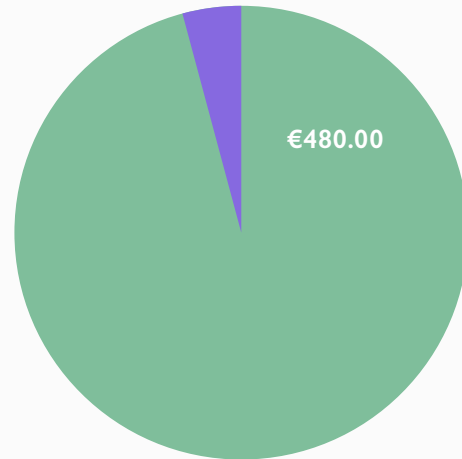
Market Data Fee €20.76

Custody Fee €0.00

Product Costs €0.00

TOTAL COSTS AND CHARGES €500.76

Cost and Charges Breakdown



- Round Trip Trade Fee
- Market Data Fee



GROSS RETURN

Initial Investment €20,000.00

Rate of Return 10.00%

End Value — Investment €22,000.00

NET RETURN

Investment Gain in € €2,000.00

Costs and Charges Related to Investment €500.76

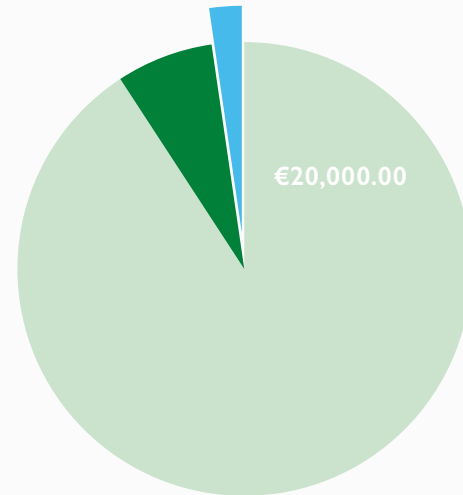
Net End Value of Gain €1,499.24

Net End Value of Investment €21,499.24

Net Return on Investment 7.50%

Impact of Costs and Charges 2.50%

Investment vs Investment Gain



- Initial Investment
- Net End Value of Gain
- Costs and Charges Related to Investment

*Two Round-Trip (Buy-Sell) trades per month

**0.05% per transaction side, size of each transaction is 20,000 EUR

****EURONEXT STOCKS live market data feed for non-professional clients (optional)



Example 2:

Covers Costs and Related Charges for Portfolio in Equity instruments held January 1 — December 31

Equity instruments traded in US DOLLARS

Fee per trade is calculated as US DOLLARS per share

PORTFOLIO ASSUMPTIONS

Initial Investment \$20,000.00

Margin 0.00%

Shares traded 500.00

Round-Trip Trades Executed* 24

Rate of Return 10.00%

SERVICE COSTS

Round Trip per Trade Fee** \$0.04

Financing Rate 0.00%

Monthly Activity Fee \$0.00

Monthly Market Data Fee*** \$1.00

Custody Fee 0.00%



COSTS AND CHARGES APPLICABLE TO INVESTMENT

Service Costs

Round Trip Trade Fee \$480.00

Financing \$0.00

Monthly Activity Fee \$0.00

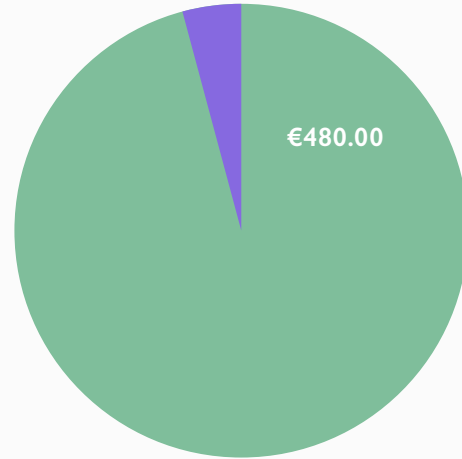
Market Data Fee \$12.00

Custody Fee \$0.00

Product Costs \$0.00

TOTAL COSTS AND CHARGES \$492.00

Cost and Charges Breakdown



- Round Trip Trade Fee
- Market Data Fee



GROSS RETURN

Initial Investment \$20,000.00

Rate of Return 10.00%

End Value — Investment \$22,000.00

NET RETURN

Investment Gain in \$ \$2,000.00

Costs and Charges Related to Investment \$492.00

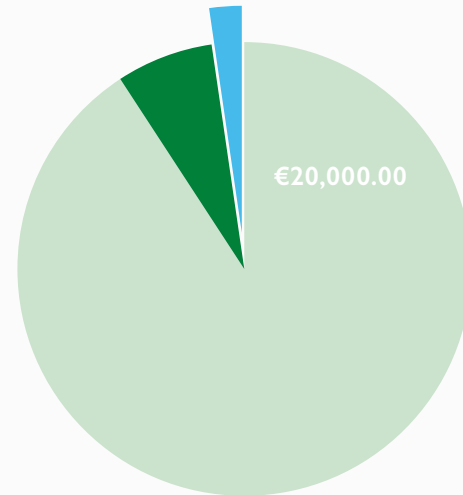
Net End Value of Gain \$1,508.00

Net End Value of Investment \$21,508.00

Net Return on Investment 7.54%

Impact of Costs and Charges 2.46%

Investment vs Investment Gain



- Initial Investment
- Net End Value of Gain
- Costs and Charges Related to Investment

*Two Round-Trip (Buy-Sell) trades per month

**0.02 USD per share per side, number of shares in each transaction is 500 shares

***NYSE AMEX live market data feed for non-professional clients (optional)



Example 3:

Covers Costs and Related Charges for Portfolio in Equity instruments held January 1 — December 3
Equity instruments traded in British Pound Sterling
Fee per trade is calculated as % of traded volume

PORTFOLIO ASSUMPTIONS

Initial Investment £20,000.00

Margin 0.00%

Notional Amount £20,000.00

Round-Trip Trades Executed* 24

Rate of Return 10.00%

SERVICE COSTS

Round Trip per Trade Fee** 0.10%

Financing Rate 0.00%

Monthly Activity Fee £0.00

Monthly Market Data Fee*** £4.10

UK Stamp Duty + PTM Levy**** 0.5% + £1.00



COSTS AND CHARGES APPLICABLE TO INVESTMENT

Service Costs

Round Trip Trade Fee £480.00

Financing £0.00

Monthly Activity Fee £0.00

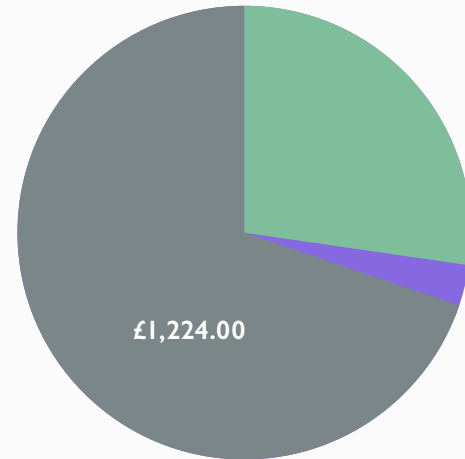
Market Data Fee £49.20

UK Stamp Duty + PTM Levy £1224.00

Product Costs £0.00

TOTAL COSTS AND CHARGES £1,753.20

Cost and Charges Breakdown



- Round Trip Trade Fee
- Market Data Fee
- UK Stamp Duty + PTM Levy



GROSS RETURN

Initial Investment £20,000.00

Rate of Return 10.00%

End Value — Investment £22,000.00

NET RETURN

Investment Gain in £ £2,000.00

Costs and Charges Related to Investment £1,753.20

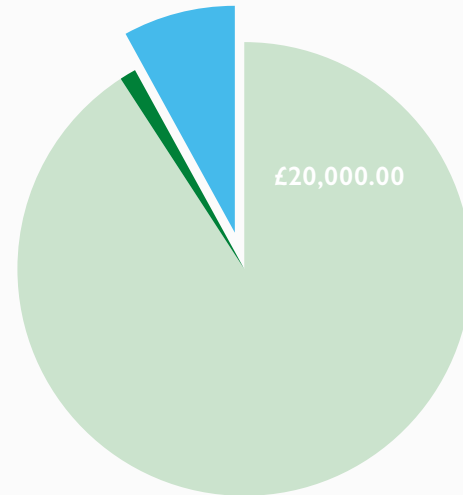
Net End Value of Gain £246.80

Net End Value of Investment £20,246.80

Net Return on Investment 1.23%

Impact of Costs and Charges 8.77%

Investment vs Investment Gain



- Initial Investment
- Net End Value of Gain
- Costs and Charges Related to Investment

*Two Round-Trip (Buy-Sell) trades per month

**0.05% per transaction side, size of each transaction is £20,000

***LSE MAIN SECTION live market data feed for non-professional clients (optional)

****0.5% of the transaction value (for buy-side transactions) + £1 per contract where the gross value of the trade exceeds £10,000



Example 4:

Covers Costs and Related Charges for Leveraged Portfolio in Equity instruments held January 1 — December 31

Equity instruments traded in EURO

Fee per trade is calculated as % of traded volume

PORTFOLIO ASSUMPTIONS

Initial Investment	€20,000.00
Margin*	50.00%
Notional Amount	€40,000.00
Round-Trip Trades Executed**	24
Rate of Return	10.00%

SERVICE COSTS

Round Trip per Trade Fee***	0.10%
Financing Rate****	2.50%
Monthly Activity Fee	€0.00
Monthly Market Data Fee*****	€1.73
Custody Fee	0.00%



COSTS AND CHARGES APPLICABLE TO INVESTMENT

Service Costs

Round Trip Trade Fee €960.00

Financing €500.00

Monthly Activity Fee €0.00

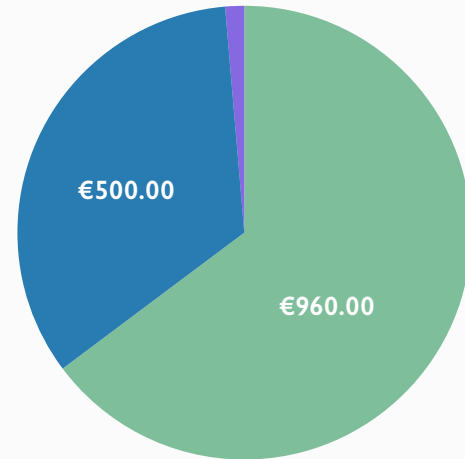
Market Data Fee €20.76

Custody Fee €0.00

Product Costs €0.00

TOTAL COSTS AND CHARGES €1,480.76

Cost and Charges Breakdown



- Round Trip Trade Fee
- Market Data Fee
- Financing



GROSS RETURN

Notional Amount €40,000.00

Rate of Return 10.00%

End Value — Investment €44,000.00

NET RETURN

Investment Gain in € €40,00.00

Costs and Charges Related to Investment €1,480.76

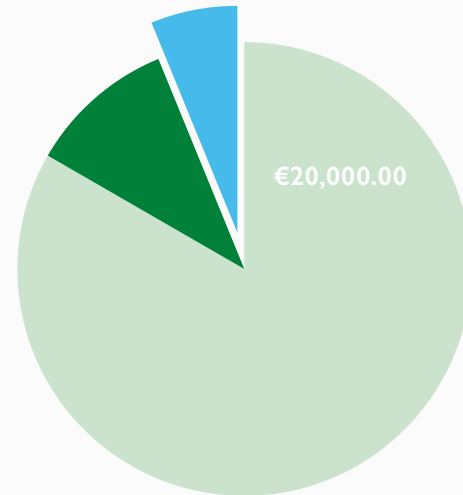
Net End Value of Gain €2,519.24

Net End Value of Investment €42,519.24

Net Return on Investment 6.30%

Impact of Costs and Charges 3.70%

Investment vs Investment Gain



- Initial Investment
- Net End Value of Gain
- Costs and Charges Related to Investment

*1:2 Margin Rate

**Two Round-Trip (Buy-Sell) trades per month

***0.05% per transaction side, size of each transaction is 40,000 EUR

****Calculated daily on negative cash balance in relevant currency. In current example negative account balance is -20,000 EURO)

*****EURONEXT STOCKS live market data feed for non-professional clients (optional)



Example 5:

Covers Costs and Related Charges for Portfolio in Debt instruments held January 1 — December 31

Debt instruments traded in EURO

Fee per trade is calculated as % of traded volume

PORTFOLIO ASSUMPTIONS

Initial Investment €20,000.00

Margin 0.00%

Notional Amount €20,000.00

Round-Trip Trades Executed* 4

Rate of Return 5.00%

SERVICE COSTS

Round Trip per Trade Fee** 0.18%

Financing Rate 0.00%

Monthly Activity Fee €0.00

Monthly Market Data Fee €0.00

Custody Fee*** 0.30%



COSTS AND CHARGES APPLICABLE TO INVESTMENT

Service Costs

Round Trip Trade Fee €144.00

Financing €0.00

Monthly Activity Fee €0.00

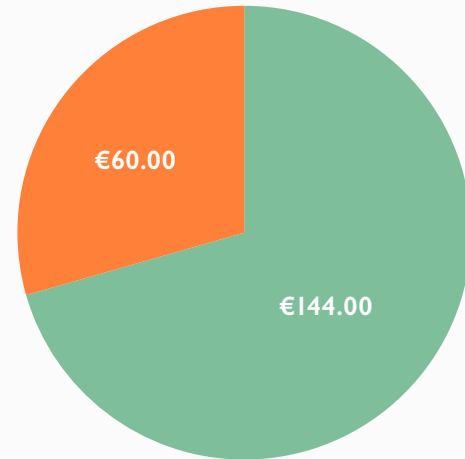
Market Data Fee €0.00

Custody Fee €60.00

Product Costs €0.00

TOTAL COSTS AND CHARGES €204.00

Cost and Charges Breakdown



- Round Trip Trade Fee
- Custody Fee



GROSS RETURN

Initial Investment €20,000.00

Rate of Return 5.00%

End Value — Investment €21,000.00

NET RETURN

Investment Gain in € €1,000.00

Costs and Charges Related to Investment €204.00

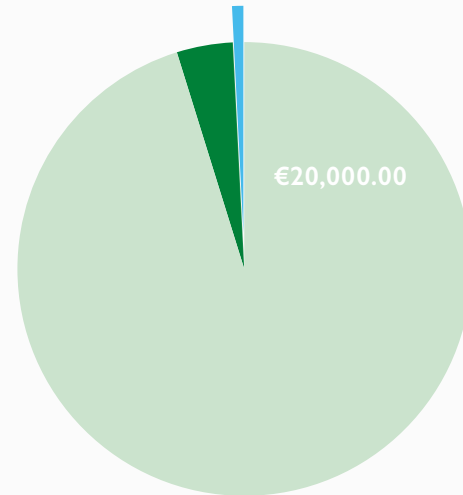
Net End Value of Gain €796.00

Net End Value of Investment €20,796.00

Net Return on Investment 3.98%

Impact of Costs and Charges 1.02%

Investment vs Investment Gain



- Initial Investment
- Net End Value of Gain
- Costs and Charges Related to Investment

*Two Round-Trip (Buy-Sell) trades per 6 month period

**0.09% per transaction side, size of each transaction is 20,000 EUR

***Custody fee: 0.3% (annually)



Example 6:

Covers Costs and Related Charges for CFD instruments held January 1 — December 31

CFD instruments traded in US Dollars

Fee per trade is calculated as % of traded volume

PORTFOLIO ASSUMPTIONS

Initial Investment \$20,000.00

Margin* 50.00%

Notional Amount \$40,000.00

Round-Trip Trades Executed** 24

Rate of Return 20.00%

SERVICE COSTS

Round Trip per Trade Fee*** 0.50%

Financing Rate 3.50%

Monthly Activity Fee \$0.00

Monthly Market Data Fee \$0.00

Custody Fee 0.00%



COSTS AND CHARGES APPLICABLE TO INVESTMENT

Service Costs

Round Trip Trade Fee \$4,800.00

Financing \$1,400.00

Monthly Activity Fee \$0.00

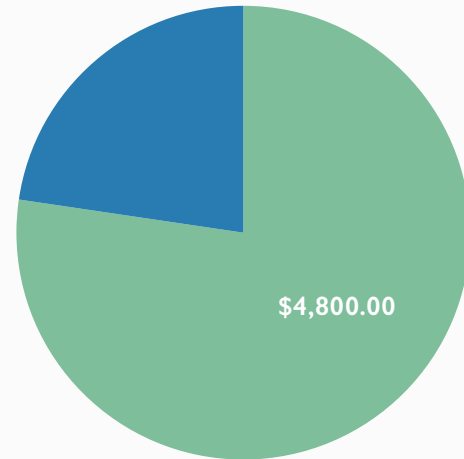
Market Data Fee \$0.00

Custody Fee \$0.00

Product Costs \$0.00

TOTAL COSTS AND CHARGES \$6,200.00

Cost and Charges Breakdown



- Round Trip Trade Fee
- Financing



GROSS RETURN

Notional Amount \$40,000.00

Rate of Return 20.00%

End Value — Investment \$48,000.00

NET RETURN

Investment Gain in € \$8,000.00

Costs and Charges Related to Investment \$6,200.00

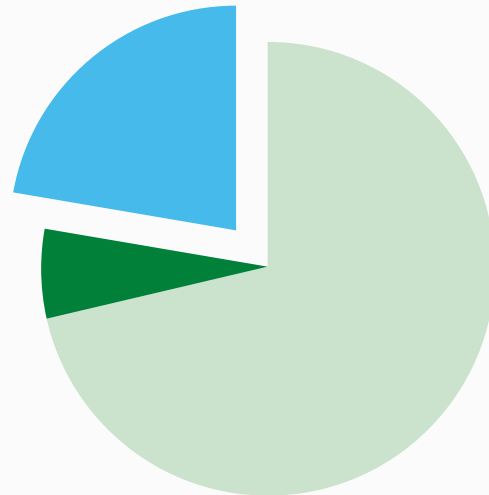
Net End Value of Gain \$1,800.00

Net End Value of Investment \$41,800.00

Net Return on Investment 4.50%

Impact of Costs and Charges 15.50%

Investment vs Investment Gain



- Initial Investment
- Net End Value of Gain
- Costs and Charges Related to Investment

*1:2 Margin Rate

**Two Round-Trip (Buy-Sell) trades per month

***0.25% per transaction side, size of each transaction is 40 000 US Dollars

**** Overnight is paid from full position value (abs(Position. Value)*Rate(%) / 360) * days



Example 7:

Covers Costs and Related Charges for Long EUR/USD FX instrument held January 1 — December 31

FX instruments traded in US Dollars

Fee per trade is calculated as % of traded volume

PORTFOLIO ASSUMPTIONS

Initial Investment \$20,000.00

Margin* 3.33%

Notional Amount (Short \$) \$600,600.60

Round-Trip Trades Executed** 24

Rate of Return 10.00%

SERVICE COSTS

Round Trip per Trade Fee*** 0.01%

Financing Rate 3.58%

Monthly Activity Fee \$0.00

Monthly Market Data Fee \$0.00

Custody Fee 0.00%



COSTS AND CHARGES APPLICABLE TO INVESTMENT

Service Costs

Round Trip Trade Fee \$1,441.44

Financing \$21,501.50

Monthly Activity Fee \$0.00

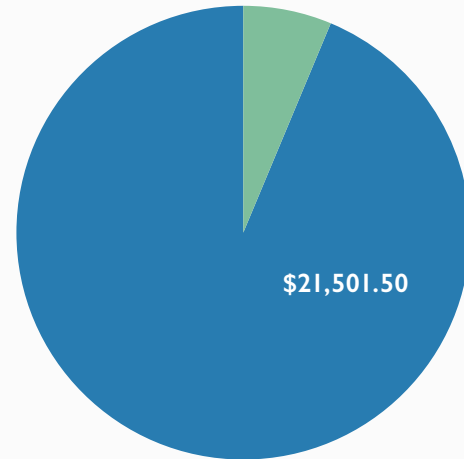
Market Data Fee \$0.00

Custody Fee \$0.00

Product Costs \$0.00

TOTAL COSTS AND CHARGES \$22,942.94

Cost and Charges Breakdown



- Round Trip Trade Fee
- Financing



GROSS RETURN

Notional Amount \$600,600.60

Rate of Return 10.00%

End Value — Investment \$660,660.66

NET RETURN

Investment Gain in \$ \$600,60.06

Costs and Charges Related to Investment \$22,942.94

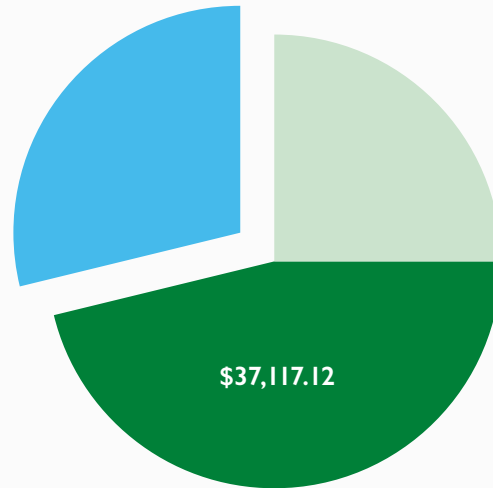
Net End Value of Gain \$37,117.12

Net End Value of Investment \$637,717.72

Net Return on Investment 6.18%

Impact of Costs and Charges 3.82%

Investment vs Investment Gain



- Initial Investment
- Net End Value of Gain
- Costs and Charges Related to Investment

*1:2 Margin Rate

**Two Round-Trip (Buy-Sell) trades per month

***0.005% per transaction side, size of each transaction is 600,600.60 US Dollars

****Overnight is paid from full position value (abs(Position. Value)*Rate(%) / 360) * days



Example 8:

Covers Costs and Related Charges for Portfolio in NYMEX futures held January 1 — December 31

Futures instruments traded in US DOLLARS

Fee per trade is calculated as US DOLLARS per contract

PORTFOLIO ASSUMPTIONS

Initial Investment \$20,000.00

Margin 10.00%

Contracts traded 2.00

Round-Trip Trades Executed* 24

Rate of Return 10.00%

SERVICE COSTS

Round Trip per Trade Fee** \$6.00

Financing Rate 0.00%

Monthly Activity Fee \$0.00

Monthly Market Data Fee*** \$10,00

Custody Fee 0.00%



COSTS AND CHARGES APPLICABLE TO INVESTMENT

Service Costs

Round Trip Trade Fee \$288.00

Financing \$0.00

Monthly Activity Fee \$0.00

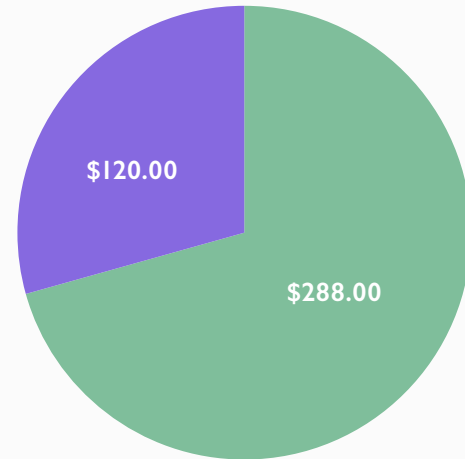
Market Data Fee \$120.00

Custody Fee \$0.00

Product Costs \$0.00

TOTAL COSTS AND CHARGES \$408.00

Cost and Charges Breakdown



- Round Trip Trade Fee
- Market Data Fee



GROSS RETURN

Notional Amount \$200,000.00

Rate of Return 10.00%

End Value — Investment \$220,000.00

NET RETURN

Investment Gain in \$ \$20,000.00

Costs and Charges Related to Investmenti \$408.00

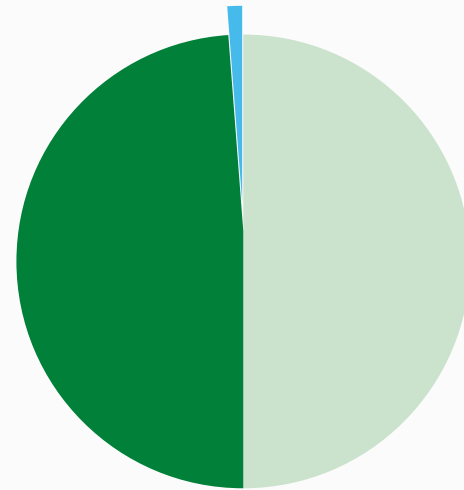
Net End Value of Gain \$19,592.00

Net End Value of Investment \$219,592.00

Net Return on Investment 9.80%

Impact of Costs and Charges 0.20%

Investment vs Investment Gain



- Initial Investment
- Net End Value of Gain
- Costs and Charges Related to Investment

*Two Round-Trip (Buy-Sell) trades per month

**3.00 USD per contract per side, number of contracts in each transaction is 2

***CME NYMEX live market data feed for non-professional clients (optional)



Example 9:

Covers Costs and Related Charges for Portfolio in EUR DAX option held January 1 — December 31

Debt instruments traded in EURO

Fee per trade is calculated as EURO per contract

PORTFOLIO ASSUMPTIONS

Initial Investment	€20,000.00
Margin	0.00%
Contracts traded	5.00
Round-Trip Trades Executed*	24
Rate of Return	10.00%

SERVICE COSTS

Round Trip per Trade Fee**	€5.08
Financing Rate	0.00%
Monthly Activity Fee	€0.00
Monthly Market Data Fee	€11.90
Custody Fee***	0.30%



COSTS AND CHARGES APPLICABLE TO INVESTMENT

Service Costs

Round Trip Trade Fee €609.60

Financing €0.00

Monthly Activity Fee €0.00

Market Data Fee €142.80

Custody Fee €0.02

Product Costs €0.00

TOTAL COSTS AND CHARGES €752.42

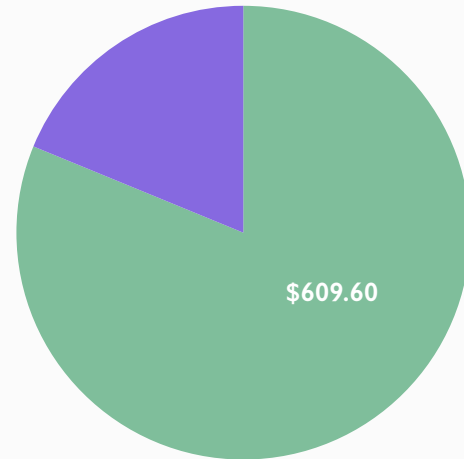
GROSS RETURN

Initial Investment €20,000.00

Rate of Return 10.00%

End Value — Investment €22,000.00

Cost and Charges Breakdown



- Round Trip Trade Fee
- Market Data Fee



NET RETURN

Investment Gain in € €2,000.00

Costs and Charges Related to Investment €752.42

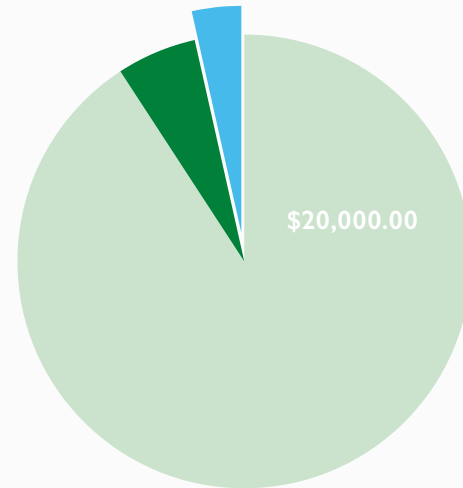
Net End Value of Gain €1,247.59

Net End Value of Investment €21,247.59

Net Return on Investment 6.24%

Impact of Costs and Charges 3.76%

Investment vs Investment Gain



- Initial Investment
- Net End Value of Gain
- Costs and Charges Related to Investment









*Two Round-Trip (Buy-Sell) trades per month

**2.54 EUR per contract per side, number of contracts in each transaction is 2

***EUREX live market data feed for non-professional clients (optional)



Stocks and ETFs

	Title	Region	Rate
	American Stock Exchange NYSE AMEX	United States	0.02 USD min fee of 1 USD
	Archipelago Exchange NYSE ARCA	United States	0.02 USD min fee of 1 USD
	Borsa Istanbul BIST	Turkey	0.25% min fee of 20 TRY
	Budapest Stock Exchange BET	Hungary	0.4% plus 0.07% exchange fee
	CBOE BZX U.S. Exchange BATS	United States	0.02 USD min fee of 1 USD
	Euronext Amsterdam EURONEXT	Netherlands	0.05% min fee of 1 EUR
	Euronext Borsa Italiana EURONEXT	Italy	0.1% min fee of 1 EUR
	Euronext Brussels EURONEXT	Belgium	0.05% min fee of 1 EUR
	Euronext Lisbon EURONEXT	Portugal	0.05% min fee of 1 EUR
	Euronext Paris EURONEXT	France	0.05% min fee of 1 EUR



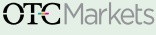






EXT LTD

28 October Avenue, 365 Vashiotis Seafront Building, 3107, Limassol, Cyprus



+357 2534 2627

	Title	Region	Rate
	Frankfurt Stock Exchange FWB	Germany	0.5% voice only
	Hong Kong Exchange HKEX	China	0.189% min fee of 10 HKD
	London Stock Exchange LSE	United Kingdom	0.05% min fee of 1 GBP
	London Stock Exchange Alternative Investment Market LSEAIM	United Kingdom	0.05% min fee of 1 GBP
	London Stock Exchange International Order Book LSEIOB	United Kingdom	0.05% min fee of 1 GBP
	Madrid Stock Exchange BM	Spain	0.125%
	Nasdaq Copenhagen OMXC	Denmark	0.1% min fee of 1 EUR
	Nasdaq Helsinki OMXH	Finland	0.1% min fee of 1 EUR
	Nasdaq Stockholm SOMX	Sweden	0.0625% min fee of 60 SEK
	Nasdaq U.S. NASDAQ	United States	0.02 USD min fee of 1 USD
	New York Stock Exchange NYSE	United States	0.02 USD min fee of 1 USD















	Title	Region	Rate
	Over-The-Counter Markets OTCMKTS	United States	0.02 USD voice only
	Prague Stock Exchange PSE	Czech Republic	0.4% min fee of 25 CZK
	Swiss Exchange SIX	Switzerland	0.075%
	Tokyo Stock Exchange TSE	Japan	0.1% min fee of 150 JPY
	Vienna Stock Exchange VSE	Austria	0.125%
	Warsaw Stock Exchange WSE	Poland	0.00% / 0.09% from 2025
	Xetra Stock Exchange XETRA	Germany	0.05% min fee of 1 EUR











Currencies

	Title	Rate
	EUR/CZK	0.005%
	EUR/GBP	0.005%



	Title	Rate
	EUR/HKD	0.005%
	EUR/HUF	0.005%
	EUR/JPY	0.005%
	EUR/PLN	0.005%
	EUR/SGD	0.005%
	EUR/TRY	0.005%
	EUR/USD	0.005%
	EUR/ZAR	0.005%
	GBP/HKD	0.005%
	GBP/PLN	0.005%
	GBP/USD	0.005%
	USD/CNH	0.005%



	Title	Rate
	USD/CZK	0.005%
	USD/EUR	0.005%
	USD/HKD	0.005%
	USD/HUF	0.005%
	USD/ILS	0.005%
	USD/MXN	0.005%
	USD/PLN	0.005%
	USD/SGD	0.005%
	USD/TRY	0.005%
	USD/ZAR	0.005%



Metals

	Title	Rate
Al	Aluminium	0.005%
Cu	Copper	0.005%
Au	Gold	0.005%
Pb	Lead	0.005%
Ni	Nickel	0.005%
Pd	Palladium	0.005%
Pt	Platinum	0.005%
Ag	Silver	0.005%
Zn	Zinc	0.005%










Futures

	Title	Region	Rate
	Chicago Board of Trade CBOT	United States	from 1.5 USD
	Chicago Board Options Exchange CBOE	United States	from 1.5 USD
	Chicago Mercantile Exchange CME	United States	from 1.5 USD
	Commodity Exchange COMEX	United States	from 1.5 USD
	Eurex Exchange EUREX	Germany	from 1.5 EUR
	Euronext Paris EURONEXT	France	1.50 EUR plus exchange fees
	Hong Kong Exchange HKEX	China	from 12 HKD
	Intercontinental Exchange ICE	United States	from 2.5 USD
	New York Mercantile Exchange NYMEX	United States	from 1.5 USD








Options

	Title	Region	Rate
	Chicago Board of Trade CBOT	United States	from 1.5 USD
	Chicago Board Options Exchange CBOE	United States	from 2.1 USD (including exchange fees)
	Chicago Mercantile Exchange CME	United States	from 1.5 USD
	Commodity Exchange COMEX	United States	from 1.5 USD
	EUREX EUREX	Germany	from 2 EUR
	Intercontinental Exchange ICE	United States	from 1.5 USD
	New York Mercantile Exchange NYMEX	United States	from 1.5 USD



Bonds

	Title	Rate
	Electronic (can be traded via the platform)	0.09% min fee of 10 USD/EUR
	Fractional (can be traded via the platform)	0.25% min fee of 0.5 USD/EUR
	OTC	0.09% min fee of 50 USD/EUR
	Structured notes (OTC)	from 0.5% min fee of 50 USD/EUR
	Sukuk	depends on a trade type (OTC or Electronic)

Rates and Commissions

Overnight Rates

Hold your positions overnight for a reasonable fee

Overnight fees are applicable for short positions and FX. You can find current overnight fees for short trades and FX in the [Client's Area](#).

Overnight rates are also subject to a triple fee from Wednesday to Thursday night for the weekend.

There are also enter/exit and safekeeping fees applicable to cryptocurrency funds.

All other instruments are not subject to overnight fees.



Inactivity Fee

50 EUR, automatically deducted

A monthly inactivity fee of 50 EUR will be deducted from your account if:

Your last trade was conducted more than six months ago, and

You do not have any open positions, and

Your balance is below 5,000 EUR.

This fee does not apply to authorised traders or agents.

Short Position

Start shorting at just 12%

Short selling is available for liquid stocks that either come with a predefined limit or go through the daily locate procedure.

The current default rate is 12% for easy-to-borrow stocks for all clients. In order to open a position for a hard-to-borrow stock, please contact support@exante.eu for a quote and availability.

Margin Trading

No fees if utilisation stays below 100%

We do not charge fees for margin trading. You can trade with leverage as long as your Margin Utilisation remains below 100%.

If utilisation exceeds 100%, a daily fee equivalent to 100% p.a. on the exceeded value will apply. To reduce margin utilisation, we can close your positions manually. A fee of 90 EUR will be charged for manual execution in the event of a margin call.

Exceeded margin fees are applied to each margin call and charged daily. Fees for the upcoming weekend are applied on Wednesday night going into Thursday.

Interest Rates

Transparent interest structure

Negative balances are subject to interest rates, which vary depending on the currency of the negative balance. The full table of rates is available in the [Client's Area](#).



Other Fees

Trade Desk trading and custom requests

A one-off fee of 90 EUR applies to trades conducted via the EXANTE Trade Desk.

A 90 EUR one-off fee will also be charged for custom-made special reports or documents unavailable in your Client's Area.